

Flat-Surface, Self-Cleaning pH and ORP Electrodes



Quick disconnect design saves time and money

Installs in seconds, no tools necessary

Flat-surface design resists coating

Available with or without ATC elements

In-line mountings are ideal for replacing existing threaded electrodes. They are useful in piping systems where flow can be shut off for electrode maintenance and where flow rates match the application's needs; for example, turbulent flow is needed in self-cleaning applications. A simple, reusable gland is used to mount the electrode. Electrodes, glands and flow cells are available to fit 3/4", 1" and 2" lines. Mounting hardware is available with or without ATC elements. Choose from standard electrode models with HT gels, low ionic models and HF resistant models.

Specifications

Range 0-14pH (0-12pH without Na+ error)
+/- 2000mV for ORP

Wetted Materials

Body/Junction: CPVC/HDPE ("-CD" models)
PVDF/ Porous PVDF ("-KD" models)

Measuring Surface: pH glass (pH), Platinum or Gold (ORP)

Temperature/Pressure Range 0C* - 75C (0-100psig), 0C*-80C (0-85psig)

Note: From 0 to 10C, electrodes will exhibit slower response time.

Reference Type Ag/AgCl, Sealed Double Junction

Specifications for Fitting FC66P (also included in FC66TC, FC67P, FC67TC, FC68P and FC68TC)

Material 20% glass-filled polypropylene, gray color

Specifications for Cables (S653, S648 and also included in FC66TC, FC67TC and FC68TC)

Cable Type RG174 Coaxial cable with noise reduction layer (S653, S648), approx OD = .120

Material Cap = CPVC, cable jacket = PVC

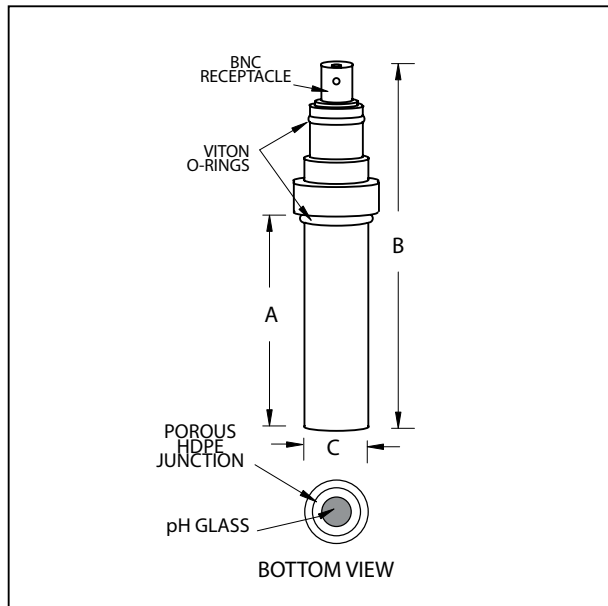
Cable Type FC66TC, FC67TC, FC68TC = RG174 coaxial cable x 1, 3 each PVC jacketed 20AWG wires, Red, blk, grn with Outer PVC jacket

Parts covered by this product data sheet include:

S660CD, S660CD-ORP, S661CD, S661CD-ORP, S662CD (also -LC, -HF versions), FC66P, FC66TC, FC67P, FC67TC, FC68P, FC68TC, S648, S653

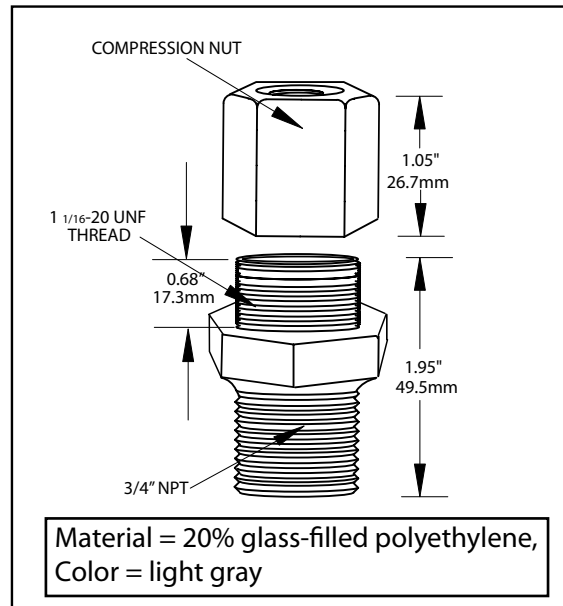
Flat-surface, Self-cleaning pH and ORP Electrodes

CPVC pH AND ORP ELECTRODES FOR IN-LINE INSTALLATION



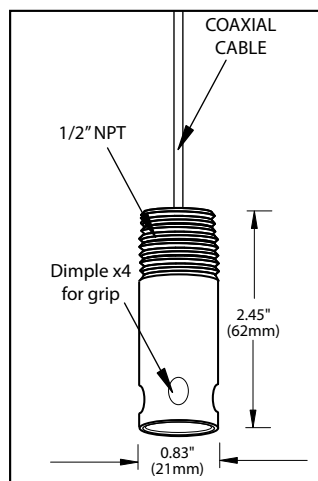
MODEL NO.	DIM. A	DIM. B	DIM. C
S660CD	2.50"	4.25"	0.75"
S661CD	3.50"	5.25"	0.75"
S662CD	4.25"	5.90"	0.75"

FC66P GLAND AND NUT FITTING FOR IN-LINE INSTALLATION

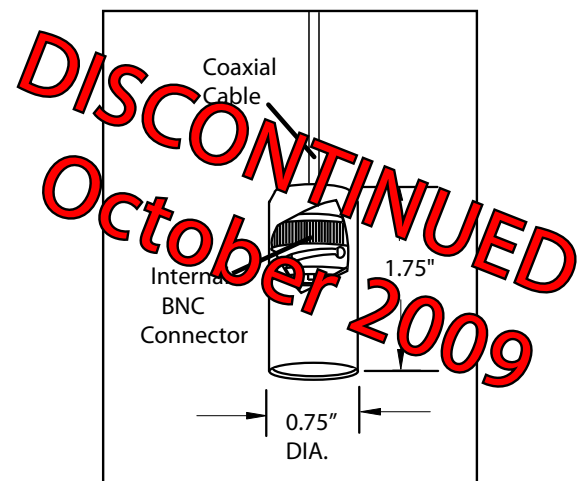


Material = 20% glass-filled polyethylene,
Color = light gray

S653 CABLE ASSEMBLY FOR CONDUIT USE WITH IN-LINE ELECTRODES WITHOUT ATC

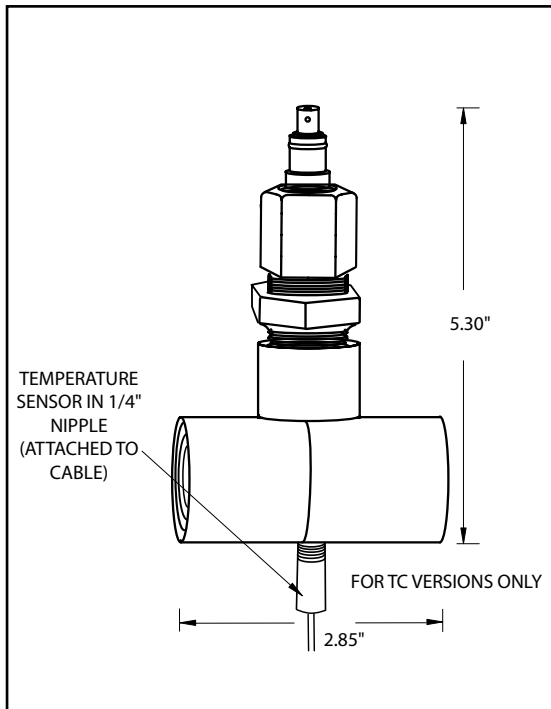


S648 CABLE ASSEMBLY FOR EXPOSED USE WITH IN-LINE ELECTRODES WITHOUT ATC

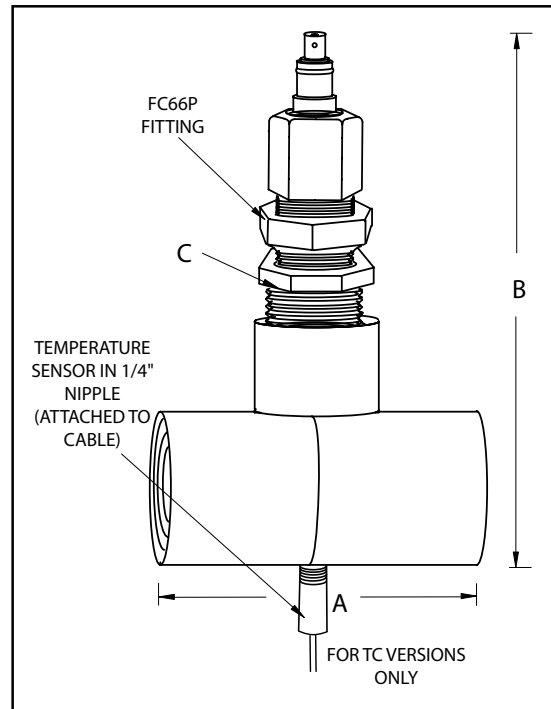


Flat-surface, Self-cleaning pH and ORP Electrodes

**INSTALLATION DRAWING OF S660CD
IN 3/4" TEE**



**INSTALLATION DRAWING OF S661CD OR
S662CD IN 1" OR 2" TEE**



MODEL NO.	DIMENSION A	DIMENSION B	DIMENSION C
FC67P/TC	2.50"	4.25"	3/4" x 1" REDUCER
FC68P/TC	3.50"	5.25"	3/4" x 2" REDUCER

ORDERING INFORMATION

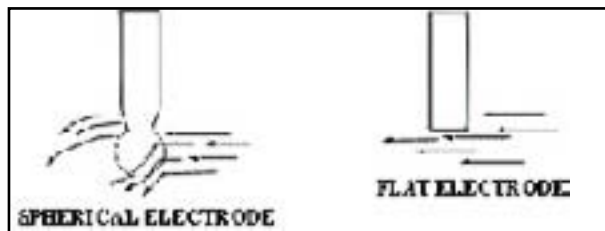
Systems without temperature compensation

ORDER 3 ITEMS	DESCRIPTION	CPVC PARTS	KYNAR (PVDF) PARTS
1. Select one flow cell and gland or gland only	Flow cell and gland Gland only(1" and 2" include reducing bushing)	FC66C(3/4"), FC67C(1"), FC68C(2") FC66P, FC67PFC68P	N/A
2. Select one electrode	Combination pH electrode	S660CD (3/4"), S661CD (1"), S662CD (2") Or Same models with -LC for low ionic samples or -HF for samples containing acidic flourides.	N/A N/A
	ORP combination electrode	S660CD-ORP(3/4"), S661CD-ORP(1") S662CD-ORP(2")	
3. Select one cable assembly	For conduit use	S653-"cable length"-connector"	S653K-"cable length"-connector"

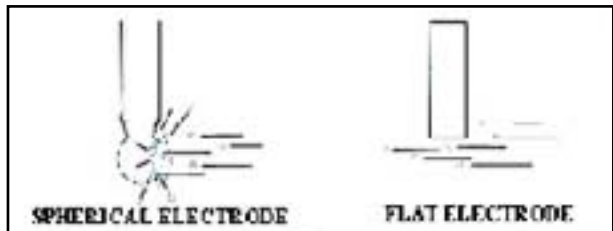
Systems with temperature compensation

ORDER 2 ITEMS	DESCRIPTION	CPVC PARTS	KYNAR (PVDF) PARTS
1. Select one flow cell	Flow cell, cable assembly with ATC	FC66TC-"ATC CODE"-cable length-connectors (3/4") FC67TC-"ATC CODE"-cable length-connectors (1") FC68TC-"ATC CODE"-cable length-connectors (2")	N/A " "
2. Select one electrode	Combination pH electrode	S660CD (3/4"), S661CD(1"), S662CD(2")	N/A
	ORP combination electrode	S660CD-ORP(3/4"), S661CD-ORP(1") S662CD-ORP(2")	" "

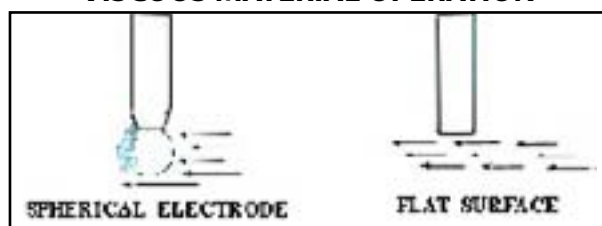
SELF-CLEANING OPERATION



ABRASION-FREE OPERATION



VISCOUS MATERIAL OPERATION



11751 Markon Dr.
Garden Grove, CA 92841 USA
Tel: 714-895-4344
Fax: 714-894-4839
E-mail: info@sensorex.com
www.sensorex.com